
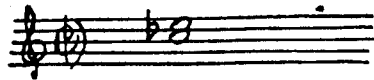


# TEN COMMANDMENTS FOR ARRANGERS

I. NEVER THINK - ALWAYS:




II. NEVER, UNDER ANY CIRCUMSTANCES, GIVE AWAY THE POSITION OF AN ACCIDENTAL:



III. SHARPEN YOUR PENCIL ONLY ONCE - WHEN THE ARRANGEMENT IS COMPLETE!

IV. NEVER USE AN ABBREVIATION LIKE "Rit." WHEN "POCO ALLARGANDO" CAN BE USED: (OR "VERTRAGSBEZEICHNUNGEN")


V. NEVER WASTE SCORE PAPER ON COMPLICATED FIDDLE RUNS: PLAN AHEAD:





VI. ALWAYS CLEARLY DISTINGUISH BETWEEN CHORD SYMBOLS:

B<sub>m</sub>      B<sub>m</sub>      B<sub>m</sub>  
 (Bmi7)    (Bmaj7)    (Bdim7)

VII. BE EXTREMELY CAREFUL OF LEDGER LINES:



VIII. IF YOU WANT THIS  IN A RHYTHM PIANO PART NEVER USE "F<sup>b</sup>" AS YOU MAY GET THIS: 

IX. ALWAYS FINISH THE LAST THREE ON THE DATE BEFORE YOU DARE START THE FIRST.

X. ALWAYS SPEAK KINDLY OF YOUR COPYIST - IN HIM MAY LIE YOUR GENIUS!

NOTE: ALWAYS REMEMBER, AND ADHERE TO, THESE COMMANDMENTS AND YOU WILL GET FINE LEGIBLE COPY AS PER SAMPLE →

PRESENTED BY  
 WEDOS MUSIC WRITING SERVICE  
 218 W. 49TH STREET  
 NEW YORK 19, NEW YORK

*Suggests*  
~~Handwritten musical notation~~  
 (EASY TO READ LYRICS AS SPECIALTY)

© CONSONANT MUSIC, INC.  
 1957 - N.Y. N.Y. CARL DRYER